

THE DANUBE WATER PROGRAM

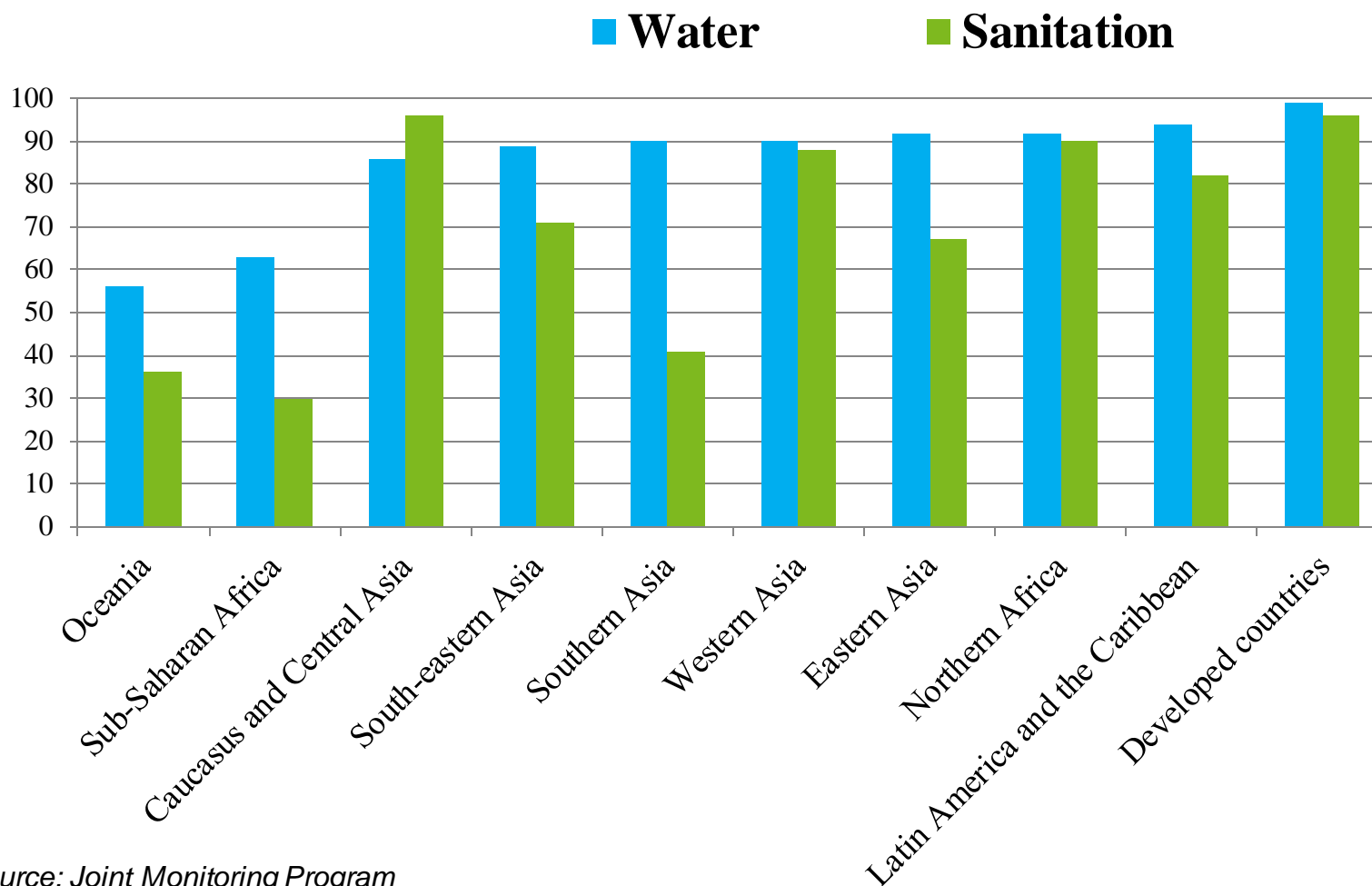
BUILDING CAPACITY FOR WATER UTILITIES

PHILIP WELLER, IAWD
DANUBE STRATEGY PA 4,, 2015

IAWD

- Representing the interests of all drinking water supply companies in the Danube catchment area for over 20 years
- Safeguard water quality as well as evaluating and publishing the results of monitoring
- Making the results of this work available to national and international institutions
- Maintaining a regular and continuous exchange of experience between members
- Co-operating closely with other organizations pursuing similar objectives

HIGH ACCESS TO SERVICES



Source: Joint Monitoring Program

THE DANUBE WATER PROGRAM

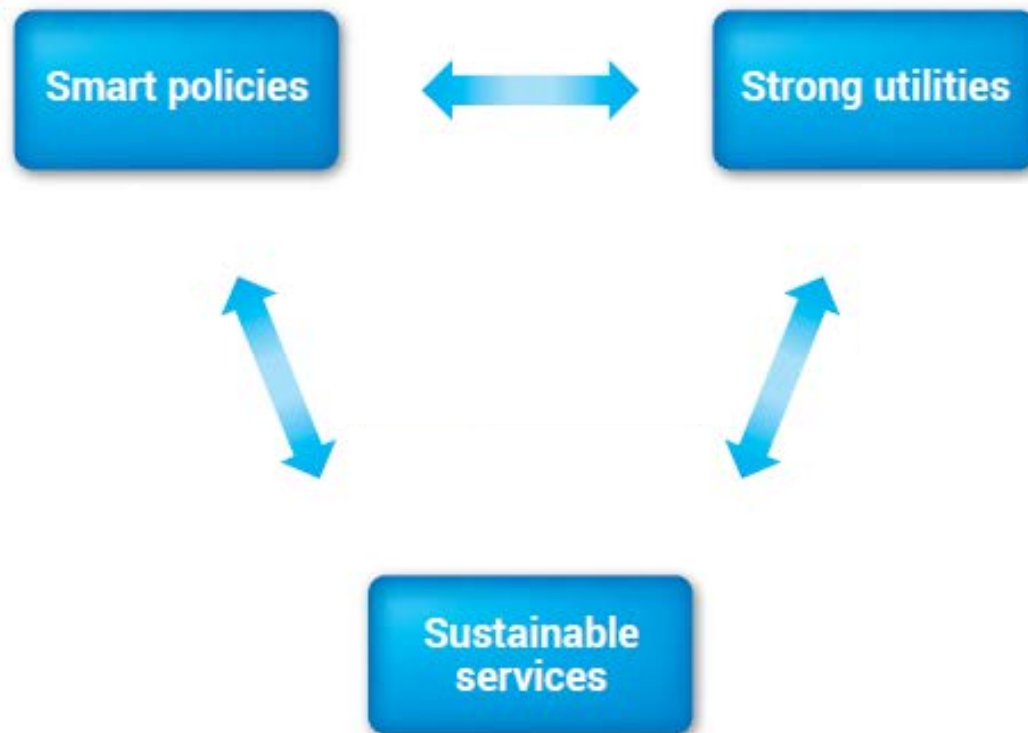
THE DANUBE WATER PROGRAM

- ▶ TA program financed by Austria (4.5M €) and others (2.1 M €)
- ▶ Supports WSS policy and utility reforms
- ▶ Implemented jointly by the World Bank and IAWD
- ▶ Hosted in WB Vienna office with staff in DC and throughout region
- ▶ Started 22 months ago



www.danube-water-program.org

PROGRAM ACTIVITIES



COMPETITIVE GRANTS

- ▶ Under IAWD's responsibility
- ▶ 71 application, 14 recipients
- ▶ 700,000 € distributed
- ▶ Average size 50K €
- ▶ Most activities on-going



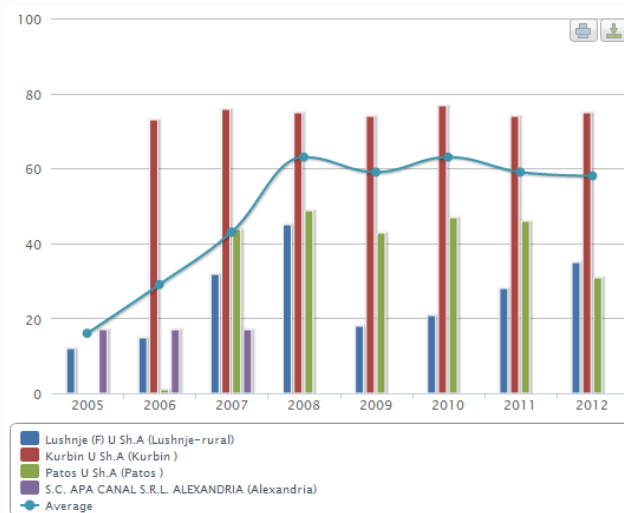
Examples:

- ▶ Technical training and education for utilities staff in Moldova
- ▶ Benchmarking for utilities in Bulgaria
- ▶ Translation and use of DVGW good practice guidelines in Serbia and Bosnia and Herzegovina
- ▶ Development of a non-revenue water management strategy for a utility in FYR Macedonia
- ▶ Etc...

KNOWLEDGE SHARING

- ▶ Annual Danube Water Conference (160 participants from 15+ countries and various institutions types)
- ▶ Specific workshops and knowledge sharing events
- ▶ DANUBIS.org Water Platform

Indicator: 6.1 Non Revenue Water (%), Utility: S.C. APA CANAL S.R.L.
ALEXANDRIA, Benchmarking by: Region, Band



DEMONSTRATION



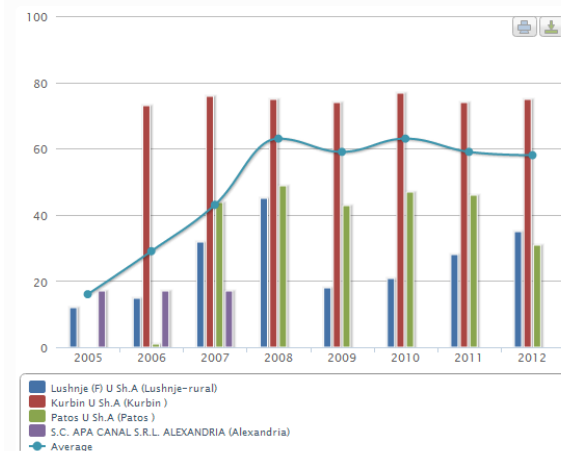
What is the DANUBIS water platform?

DANUBIS stands for Danube Utility Benchmarking and Information Sharing. The DANUBIS water platform is an online repository of resources for and about water and sanitation utilities in the Danube region.

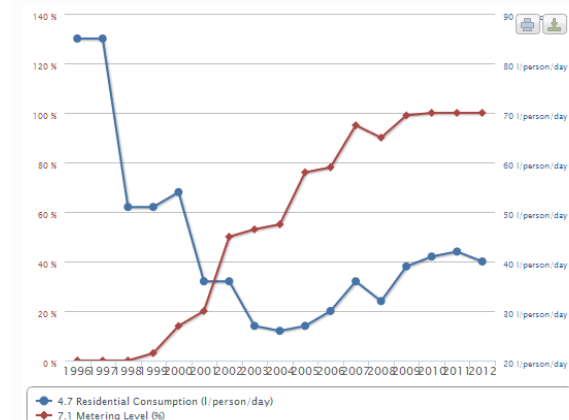
[READ MORE](#)

- ▶ An online repository of resources for and about water and sanitation utilities in the Danube region
- ▶ Based on WB's IB-Net platform and data from national institutions in each country
- ▶ Data on 250+ utilities from 14 countries over 15 years, plus recent news, events, research etc.
- ▶ 200 users from 50 countries in 400+ sessions

Indicator: 6.1 Non Revenue Water (%), Utility: S.C. APA CANAL S.R.L. ALEXANDRIA, Benchmarking by: Region, Band



Moldova, Floresti, Joint-Stock Company Service Communele



STATE OF THE SECTOR

AAA – STATE OF SECTOR REVIEW

► Regional Report

► 16 Country Notes

► Context

► Organization

► Financing Financials

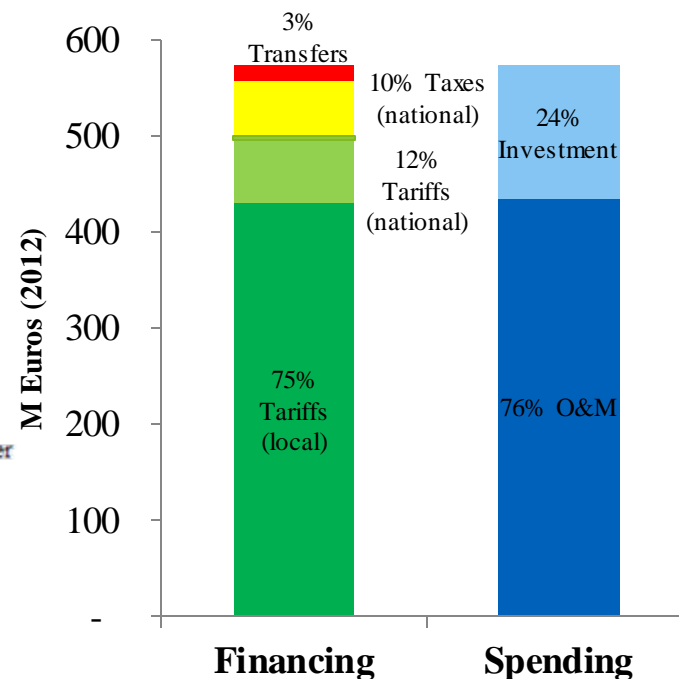
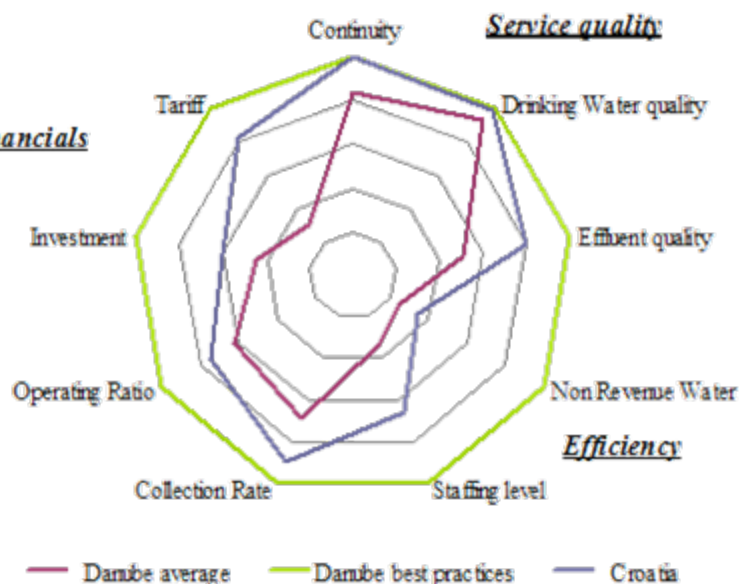
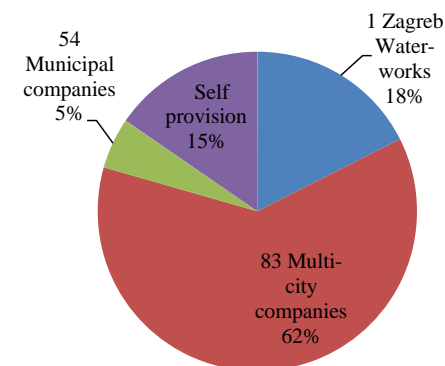
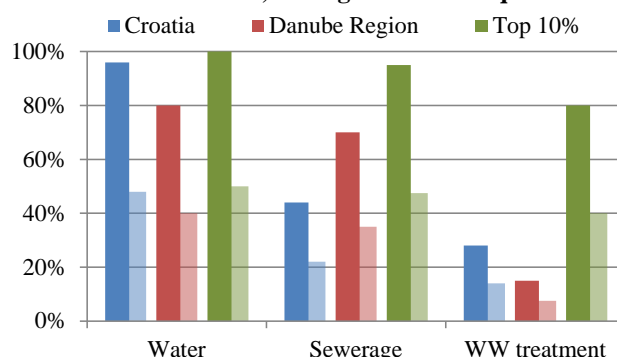
► Coverage

► Performance

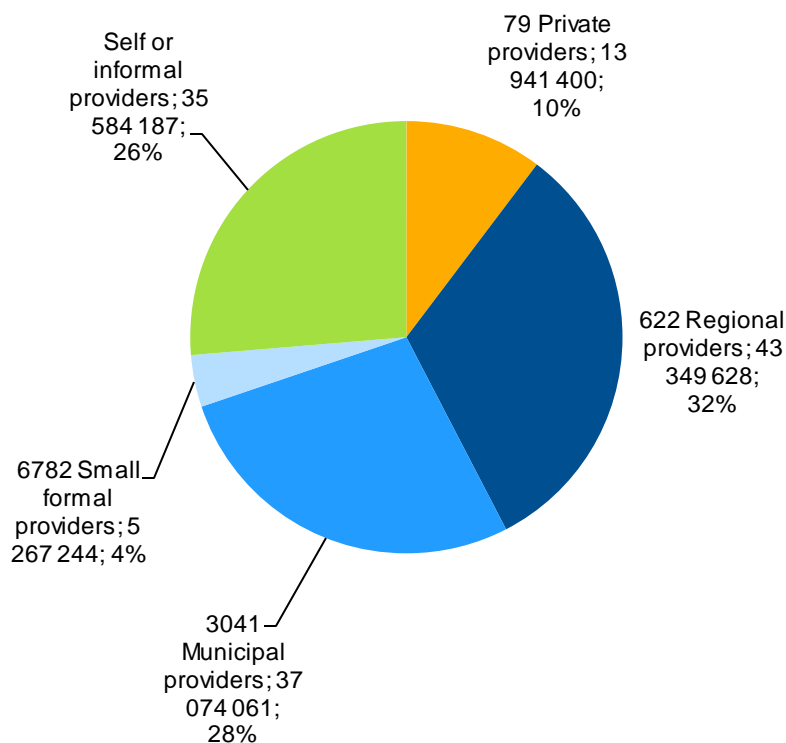
► Challenges

► References

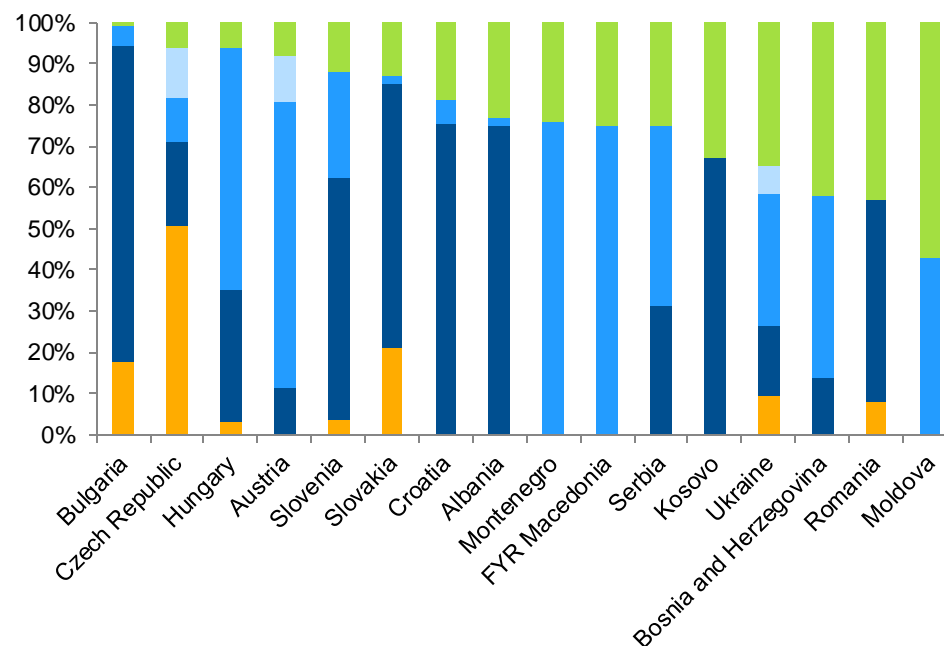
Access to services, average and lowest quintile



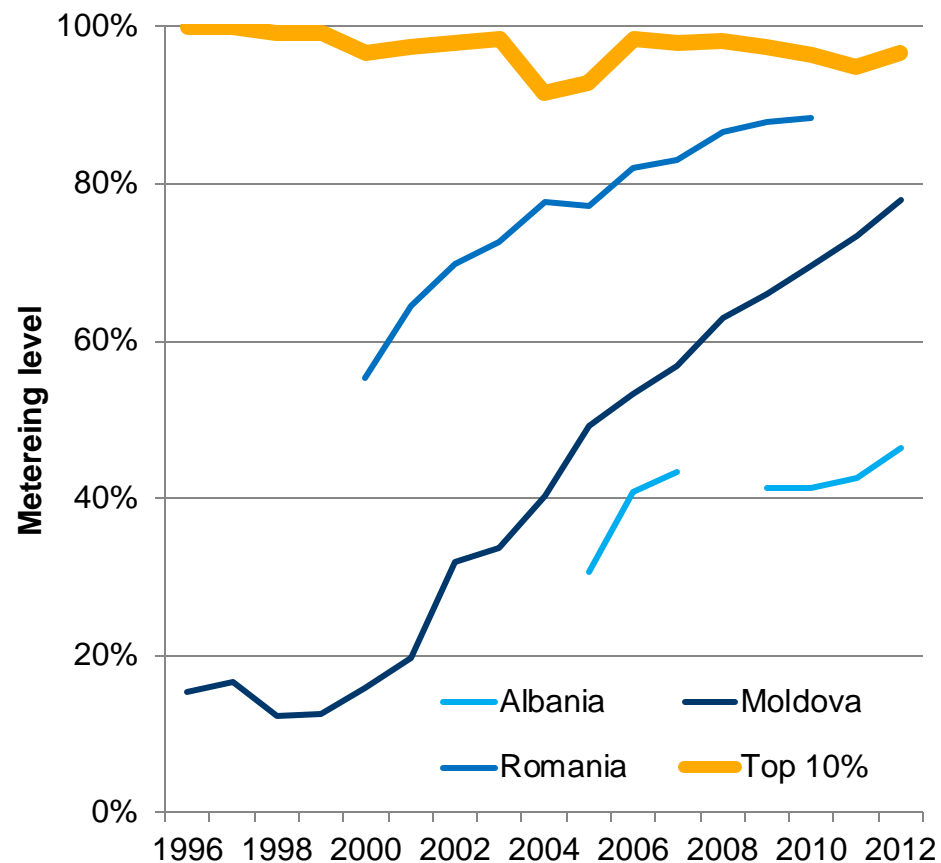
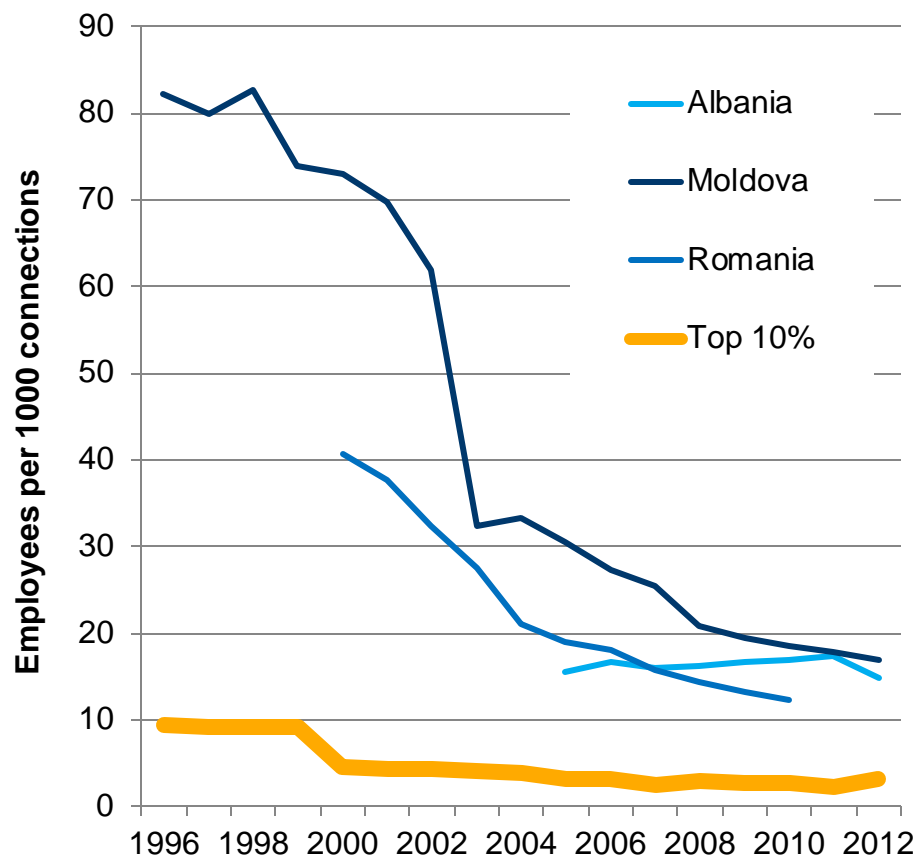
10,000 PROVIDERS SUPPLY 74% POP.



Type of public service provider	Number	Average size	Market share
Private Providers	79	176'473	10%
Regional Providers	622	69'694	32%
Municipal Providers	3041	12'191	27%
Small Formal Providers	6782	777	4%
Total / average	10524	9'467	74%

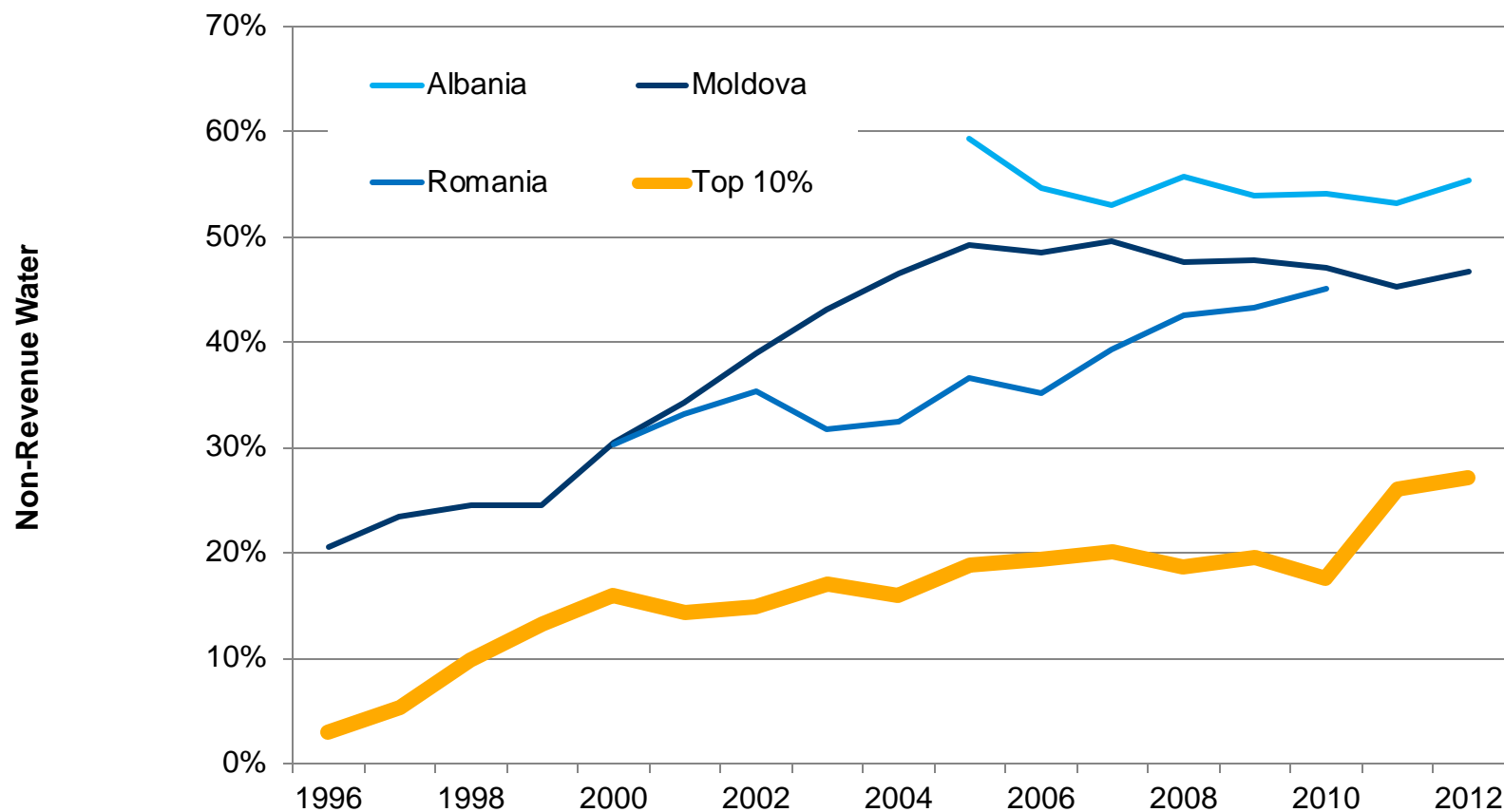


SOME IMPROVEMENTS...



Source: derived from IB-Net/DANUBIS data

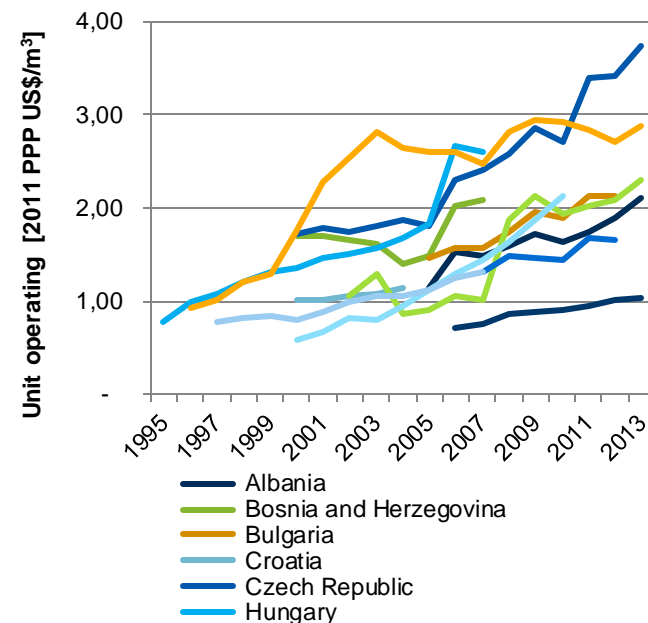
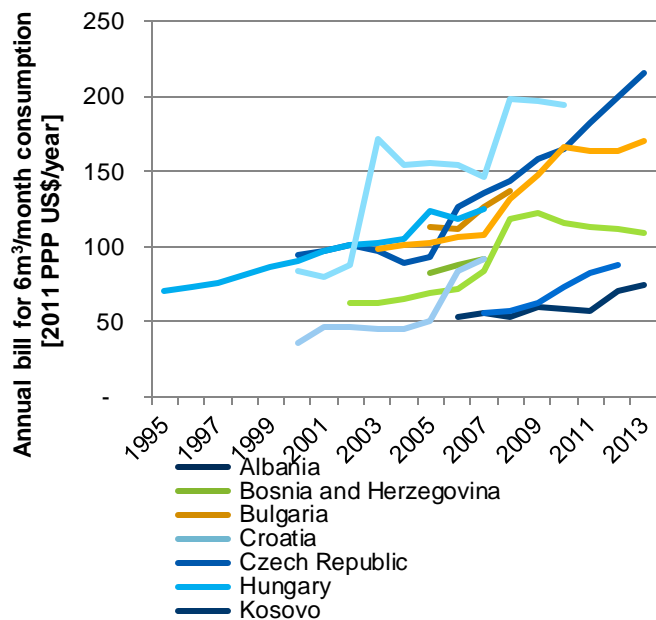
SOME SETBACKS...



Source: derived from IB-Net/DANUBIS data

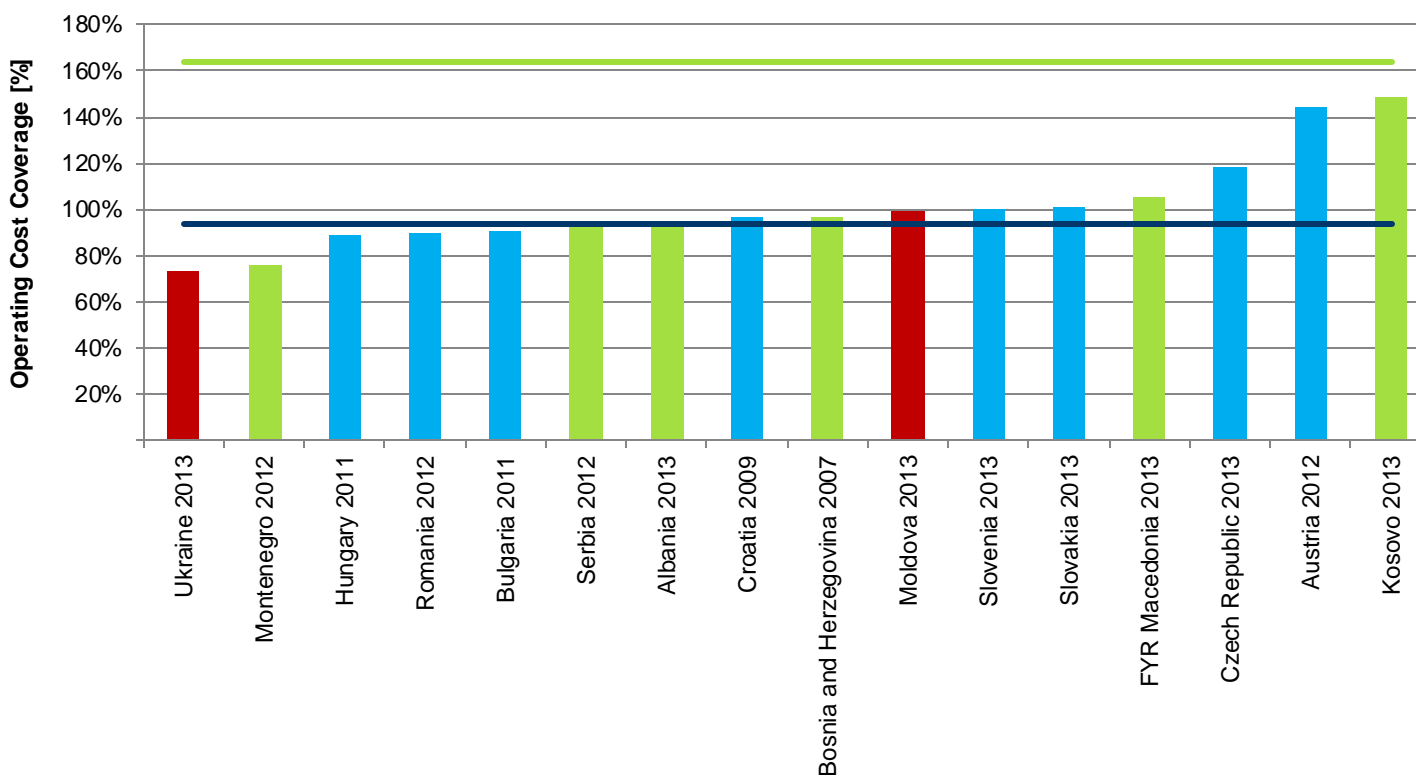
COST RECOVERY

- Tariffs have increased... ► But so have costs...



OPERATING COST RECOVERY

► Many countries not achieving operating costs recovery

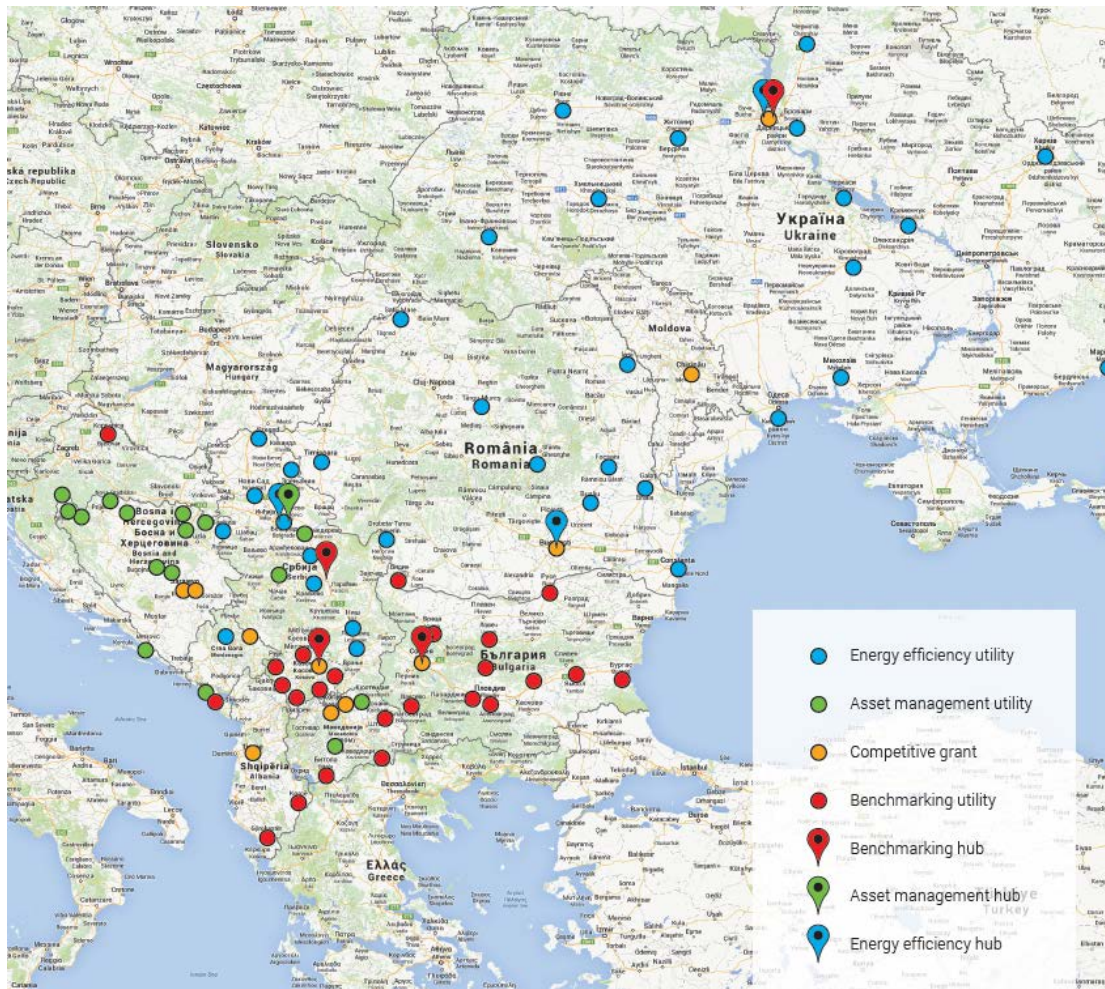


MAIN CHALLENGES

- ▶ **Access:** 22.5 million people without piped water and 28 million without flush toilets (rural, poor, minorities)
- ▶ **Service Providers:** Performance of service providers trails best practices
- ▶ **Financing:** does not guarantee sustainability
- ▶ **Policies and institutions:** Accountability tradeoffs between LG and regulatory agencies

More and better data necessary for sound policy making and utility management

CAPACITY BUILDING



- ▶ 80+ utilities
- ▶ With local partners and participation fee
- ▶ Currently:
 - ▶ *Asset Management*
 - ▶ *Energy Efficiency*
 - ▶ *Utility Benchmarking*
 - ▶ *Commercial Efficiency*
- ▶ Competitive Grants
- ▶ More planned
 - ▶ *Water Safety Plans*
 - ▶ *Non Revenue Water*

ENERGY EFFICIENCY PROGRAM

- ▶ 33 utilities from 6 countries participating and paying for Program
- ▶ 3 day Training held in Sofia, Bulgaria and Training Materials Prepared
- ▶ Energy Efficiency Plans in Preparation
- ▶ Funding for Actions sought



- ▶ A Knowledge Hub (Belgrade Waterworks) to Improve Asset Management
- ▶ 18 Utilities in four countries in the region – Bosnia and Herzegovina, Serbia, FYR Macedonia and Montenegro
- ▶ Main objectives:
 - ▶ Sustainability of a reliable network asset register
 - ▶ Provision of both operational and management reports
 - ▶ Output to be used in conservation and infrastructure planning (by performing network optimisation and rehabilitation planning)

Support utilities in learning from each other's best practices and international benchmarks

- ▶ Program Managed by European Benchmarking Foundation on behalf of DWP/GIZ (for Danube region) involving 40+ Utilities
- ▶ Involving Water Utility Assoc in Serbia, Kosovo, Ukraine and Bulgaria



- ▶ Training and Capacity Building to Support Business Planning and Commercial Efficiency of Utilities
- ▶ Consultant Selected – Valu Add Consortium
- ▶ Targeting 4 countries (Moldova, Macedonia, Kosovo and Montenegro)
- ▶ Twenty Utilities – Development of Business Plans
– 15 utilities implementing Business Plans
- ▶ Timeline October 2014 to October 2015

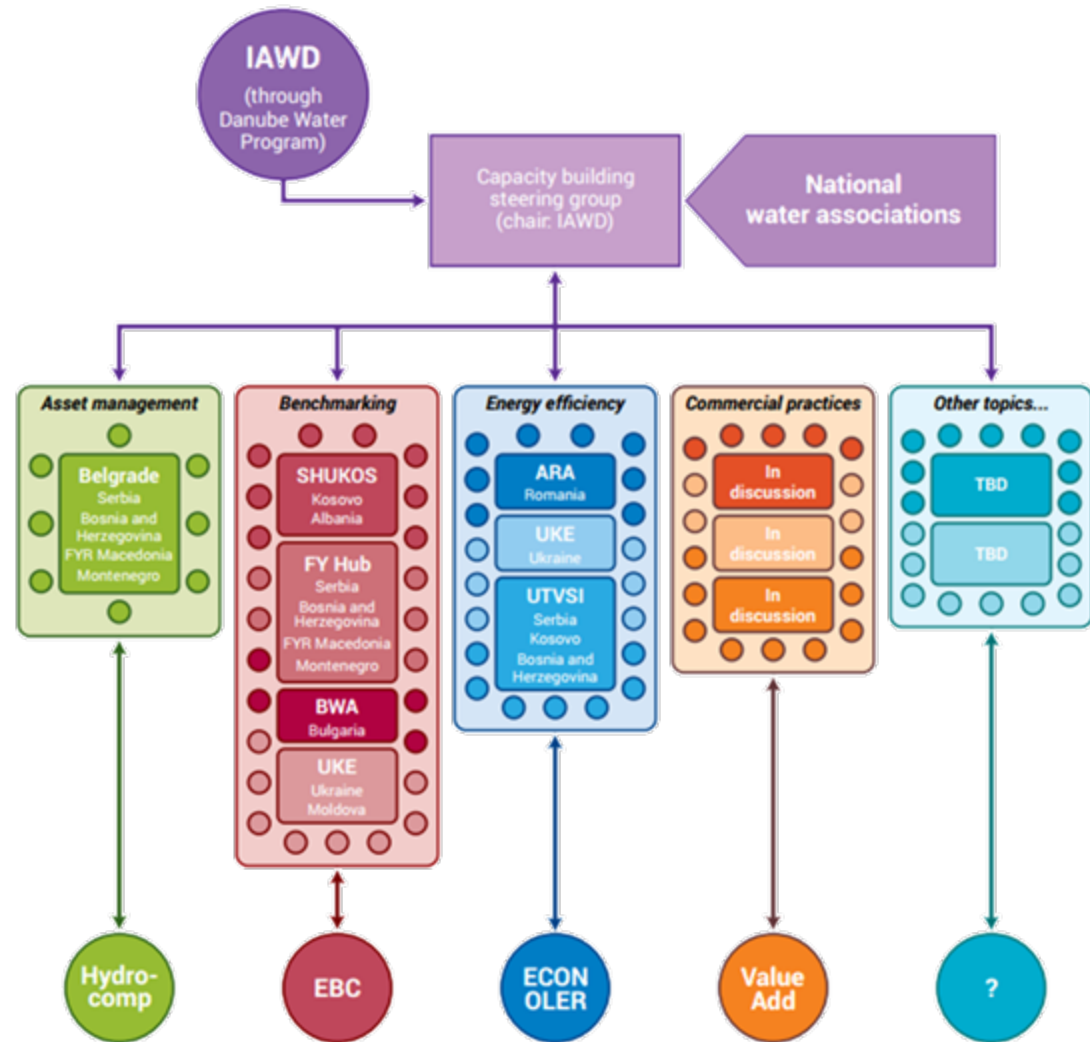
2ND PHASE DESIGN

OVERALL STRUCTURE

- ▶ Long term vision
 - ▶ *Establish durable network of water services professionals*
 - ▶ *Consolidate and maintain knowledge on State of Sector*
 - ▶ *Develop self-financed capacity-building curriculum*
- ▶ Focus on establishing sustainable mechanisms
- ▶ 6M € incl. co-financing
- ▶ Three-year extension (Oct. 2015 to Dec. 2018)

VISION FOR CAPACITY BUILDING

- ▶ Planning and coordination
- ▶ Hubs for local implementation
- ▶ Technical partners



COOPERATION WITH GIZ/ORF



Regional Benchmarking Initiative

Regional Dialogue Platform

Asset Management Working Group

- ▶ Existing Program with Major Funding and Results in Improving Water Services
 - ▶ *A network of National Water Utility Associations and Utilities using common materials and supporting one another*
 - ▶ *World Bank Analytical Assessment of the Water Sector existing*
 - ▶ *DWP interest in exchange and cooperation in capacity building and knowledge sharing*

THANK YOU

Philip Weller
IAWD